

50/50 EURONET
Municipal Preschool
«Campanella»-Imola (BO)



Imola is a town of about 70.000 inhabitants , is located in the Emilia - Romagna region , near the city of Bologna .

Municipality of Imola manages 8 municipal preschools (including “Campanella”) , which account for about 605 children and also manages six nursery schools that host about 400 children aged from 5 to 36 months.

The municipal Campanella preschool includes three sections organized by age heterogeneous (3-4-5 years) ; a total of 78 children attend this school and 6 teachers work there plus 2 teachers dedicated to children with special needs and 4 collaborators . This preschool also includes an additional section in a separate building , therefore , for structural reasons , it can't be involved in the project .



Campanella Preschool is surrounded by a large park where outdoors education is traditionally carried out as it is part of the educational programme. Regarding this issue, we share the importance of this aspects with the school from Ale.



In this scholastic year we have been very committed in training and working with the children in the context of outdoor education , in collaboration with the Department of Education of the University of Bologna.



50-50: first steps

January 19, 2015 : Meeting with SERN and planning of first activities

February 4, 2015 : involvement of a technician who had the task of illustrating the use of the tools of detection of light and temperature and to help children , in a fun way , to set the basis of measurements , in order to evaluate where it is necessary to implement measures aimed at saving. It was agreed to use the red , green and blue to color the rooms of the school , depending on whether the temperature is higher , respectively , or below 20 ° C .



ENERGY TEAM

The group of 4 year olds, who will carry out the project in the school for the next two years, have been involved as "Energy Team" with medal (the pins SERN).




The tasks of the Energy Team are to collect temperatures with the other comrades of the section and to promote best practices to save energy . Adhesives in every room has been used to identify easily the points where measuring temperature.



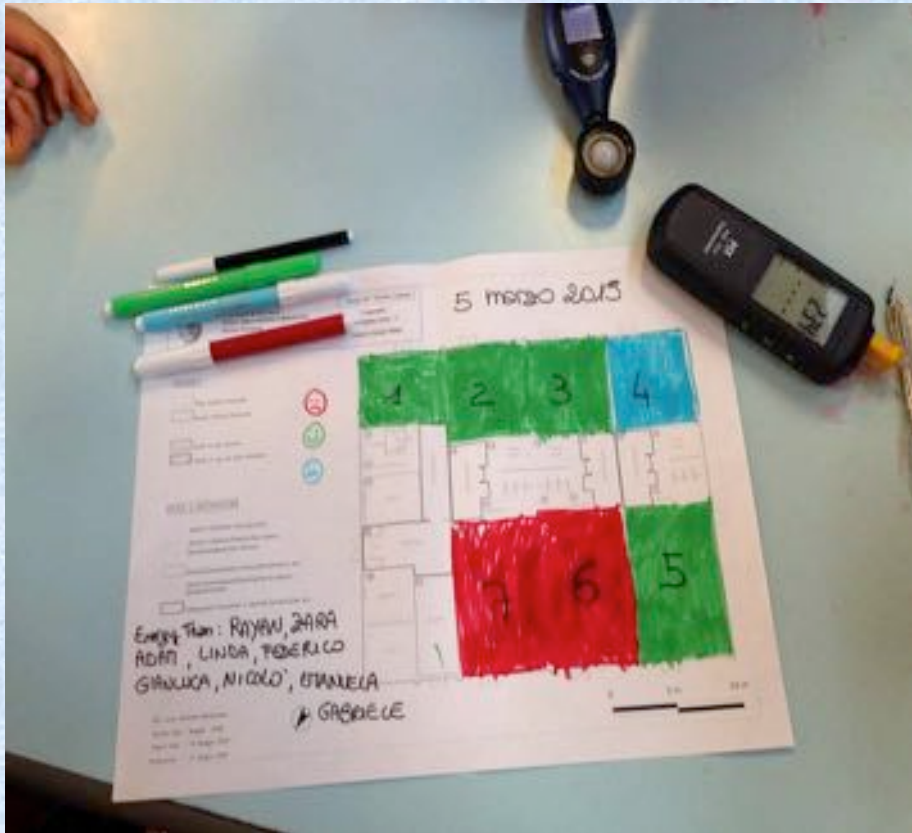
The map of the school with the surveys of children are exposed in a special board set up in the hall , clearly visible .
The medals are deposited in the same board .




February 11, 2015 : Recognition with the group ENERGY TEAM section B accompanied by the tutoring teacher in the different rooms. The concepts for energy efficiency which were introduced by the technical have been deepened, the children have been active and involved in the use of measuring tools.



March 5, 2015 : After having taken into account the situation of the previous experiences, we have proceed to carry out the survey with the group of children 4 years of section A.



March 12, 2015 Survey with the group of ENERGY TEAM section C. resumed the concepts of energy conservation with a strong participation of all children.



After these initial findings ...

In daily practice , with the passing of days , children have been particularly sensitive to:

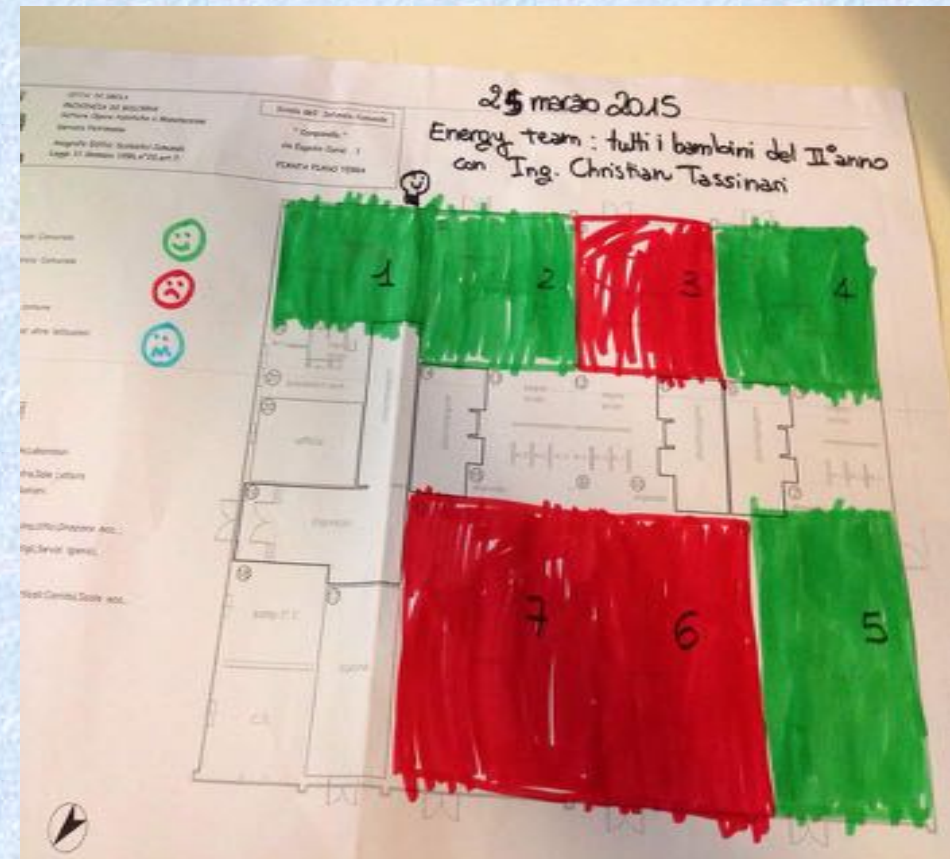
- energy savings
- lights unnecessarily lit
- avoid wasting water in the bathroom
- not to disperse heat keeping doors and windows open too long .

A parent of a child of three years of Section B requested information about the project as it would like to know and understand how and what the school and the children are involved and participate ; working in the field, he was willing to cooperate.

The parent has been contacted and has agreed its availability to a more technical and formal recognition with the entire group of 26 children 4 years of 3 sections .

March 25, 2015


The Energy Team has been fully involved in the survey with Engineer Christian Tassinari, the dad who has become available to work for the project, providing a new tool “Portable power meter bluetooth controlled” that immediately detects consumption of electricity, compared to which the children can actively intervene (not just turning off lights but also stand-by mode).



April 13, 2015

The Energy Team proceeded to the usual detection, it does however point out to children that heating was turned off .

We note also the consumption of electrical energy by using the tool supplied to us by Engineer Tassinari , pointing out to the children that the value decreases by turning off lights. An **electricity map** was done by coloring of green rooms with the lights off and red rooms with artificial lighting superfluous compared to the real needs.



Two significant experiences : 3 or 24 March 2015

The children participated in outdoor education experiences and recycled materials, as part of training courses with the University of Bologna and the Centre “Re Mida”.

In particular , we present two experiences related to the activities proposed under the Project 50/50 , which favored contexts of play and learning using recycled materials thus avoiding waste and increasing time spent outdoor.

March 3, 2015

This winter the snow has damaged pine trees in the garden, many branches have fallen. Part of the material has been used at school, teachers have asked for the help of some parents to "slice" and create wooden disks that children have used like this....





March 24, 2015

Activities with recycled materials : with materials simple and easily recoverable, you can create great things and stimulate imagination and creativity:



50-50 toward the summer: future developments

The collaboration of Engineer Tassinari has continued, he went back to school on the morning of 27th April , he is helping us in planning activities within 50-50 even in the hottest periods of the year.

Saving electricity : there are plans to continue the measurements involving all children aged 4; every section has identified a responsible for " light " that will check to turn on / off artificial lighting as needed , assisted by companions , and also check any stand-by device or “multiple plugs” lit unnecessarily .



The measurements of temperature in the summer: NATURAL VENTILATION

At the suggestion of Engineer Tassinari, we plan to deal with the issue of school NATURAL VENTILATION: when outdoor temperatures are very high, you need to "clear the air" and bring out the heat in excess, accumulated in particular where the sun beats during the hottest hours.

Opening the windows at night, you are allowing a true "cleaning the air".

Children will be informed about the importance of closing the windows during the hottest hours , it is particularly important to protect the windows southward so that the sun is not shining directly.

Avoid natural radiation and allow natural ventilation are simple actions that do not cost energy, indeed can prevent or reduce the power of fans during the hottest hours, thus saving additional electricity.

Children have been very interested to the "chimney effect": for example, by opening a door and a window at the top, forming a circle of air that is highlighted by the spinning of a windmill, these little "experiments" will be done with children.

Yet we will monitor the summer temperature until the end of scholastic year to give meaning to these actions and to compare temperatures during winter time.

Thanks for the attention !!

For the Campanella Preschool

Mara Ancarani

Annarita Cavulla